

Natures Sway Organics.



55% Hemp, 45% Organic Cotton

hammock & stand pack

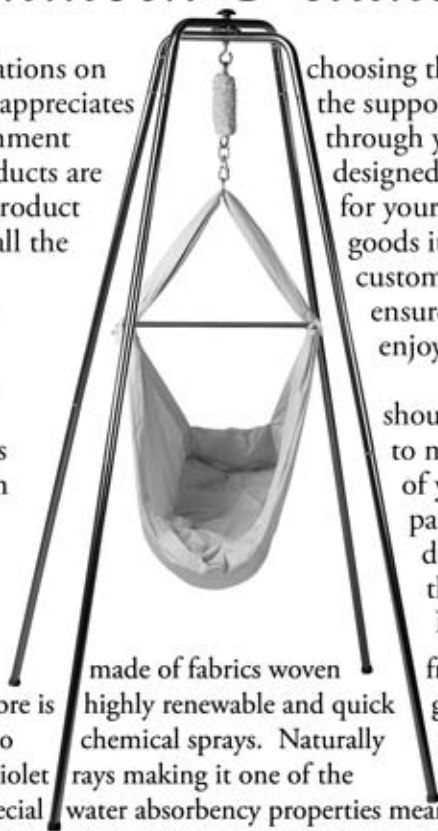
Thank you and congratulations on your baby. Natures Sway appreciates our brand and the environment Organics range. Our products are comfortable and quality product Natures Sway guarantees all the We encourage all of our the use of our products to maximum comfort and Natures Sway experience. As your baby grows you you are using the products consistent with the growth Trust your instinct as a safe, if you are in any use you should consult list or contact us at

Natures Sway Organics are 45% organic cotton. Hemp fibre is for the environment needing no it filters 95% of harmful ultraviolet fibres on the market. It has special water absorbency properties meaning it can hold moisture without feeling damp keeping your baby cooler, warmer and dry as needed.

Mixed with certified organically grown cotton, the fabric is soft, durable and free from harmful chemicals that damage the earth and the environment. Our 100% natural wool mattress is the final touch of luxury and comfort to the Natures Sway experience. Natures Sway Organics is one of the purest and safest choices you can make in securing a better environment and future for your baby.

Natures Sway baby hammocks:

- can be used for day and night sleeps.
- keep baby safely on their back with even continuous support for their spine.
- made in New Zealand with love and care.



choosing the ideal first bed for the support you are showing to through your purchase of our designed to provide a safe, for your baby. Which is why goods it manufactures. customers to execute care in ensure your baby will get enjoyment from the

should monitor the way to make sure that it is of your baby.

parent to keep baby doubt about product the safety check Natures Sway directly.

from 55% hemp and growing making it better pest and disease resistant strongest and durable

made of fabrics woven highly renewable and quick chemical sprays. Naturally rays making it one of the

strongest and durable

the natural way to welcome your newborn



SAFETY CHECK LIST

- Do not suspend the hammock from any fixture not recommended by Natures Sway.
- Always ensure recommended fixtures are secure and locked in the fixed position and check the coach eye ceiling screw is at least 40 millimeters into solid wood.
- Check that all clips and hooks are closed and secure.
- NEVER use the hammock with open hooks as bouncing may cause disconnection between parts.
- Do not use hammock if any parts are broken, torn , frayed or missing.
- Always ensure the wooden beam is securely fastened to the hammock body and that it remains within a range of plus or minus 5 degrees tilt from the horizontal position.
- The weight limit for this hammock is 15kg. For an infant of 10kgs or more we recommend to use two springs side by side for a firmer bounce.
- Never use with a mattress wider than 35 centimeters, longer than 90 centimeters or thicker than 2.5 centimeters when the mattress is compressed.
- Keep your baby and the hammock close by, for instance, in the living room for day sleeps and by the parents/caregivers bed for night sleeping.
- Ensure that any ties or hanging mobiles are well out of reach of small children.
- Never leave young children unsupervised in the vicinity of the hammock as it is not intended as a swing or as childrens play equipment.
- Pay close attention to your baby's surroundings and environment and do not place the hammock next to a heater, open fire, electric bar fires, gas fires or other source of strong heat.
- When a child is able to sit, kneel or to pull itself up, the hammock shall not be used anymore for this child.

Your Nature's Sway Organics. Hammock & Stand pack includes:

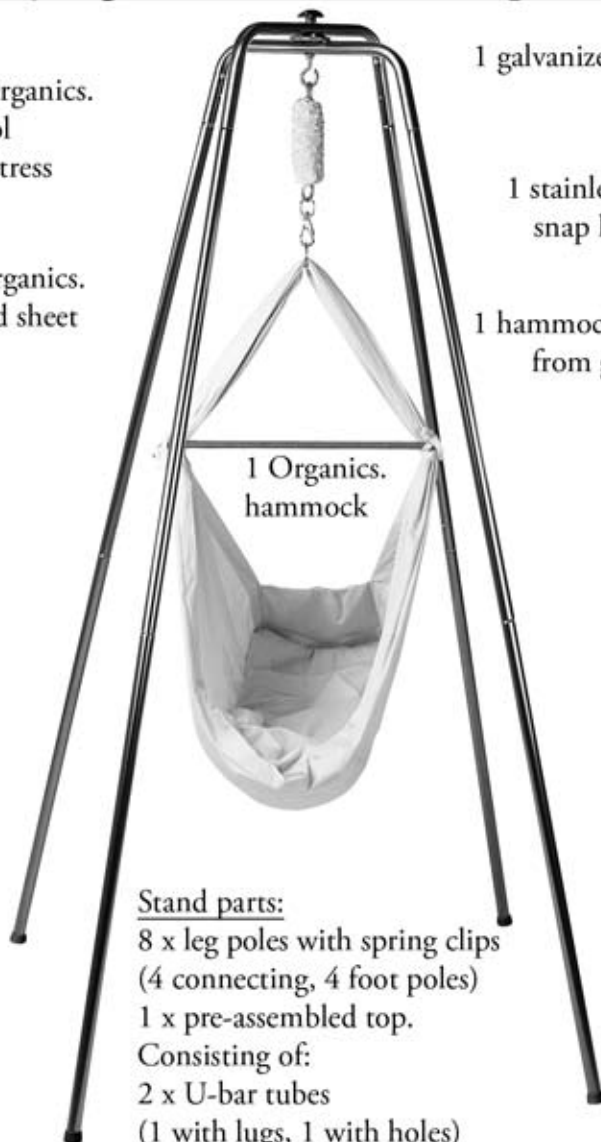


1 Organics.
wool
mattress

1 Organics.
fitted sheet



reusable cardboard
carry box with cotton
webbing handle.



1 galvanized spring with
safety strap
and cover.

1 stainless steel swivel
snap hook attached
to spring.

1 hammock stand made
from gold passivate
tubular steel.

1 Organics.
hammock

Stand parts:

8 x leg poles with spring clips
(4 connecting, 4 foot poles)

1 x pre-assembled top.

Consisting of:

2 x U-bar tubes

(1 with lugs, 1 with holes)

1 x coach-eye bolt

1 x nylock nut

1 x tri-lock knob

2 x washers

1 wooden beam



IMPORTANT: PLEASE READ AND RETAIN FOR FUTURE REFERENCE

Our baby hammocks were originally designed to hang from a ceiling or beam. Where this is not possible or desirable, and for better portability and convenience, the 4-legged stand was included in our range.

This is the safest and stables design of all the ones we considered.

We like that the base of the hammock is not too close to the floor, but low enough for larger babies.

There are no dangerous bars at floor level and the design prevents the hammock being swung or tipped over, the primary motion is bouncing up and down on the spring.

It can also be re-used for a baby bouncer or even a play hut with a little imagination.

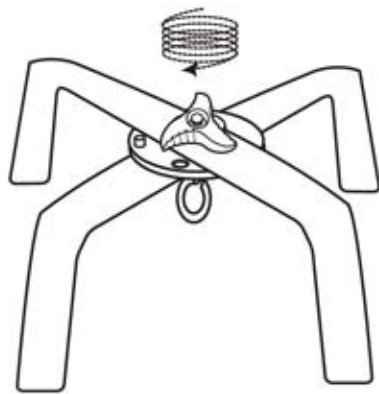
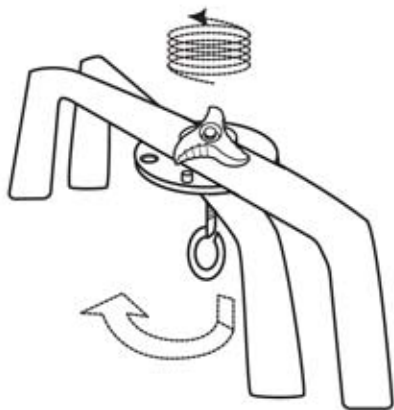
The stand fits comfortably within a square meter of floor space and stands 188 centimeters high. It packs down to one metre long poles and weighs less than 7kgs, making it one of the most portable baby beds available.

Made from strong lightweight steel tubing which has been electroplated with gold passivate, this modern industrial finish is both durable and attractive, reflecting a rainbow of colours and blending with all decors.


Please follow the instructions and safety precautions at all times to ensure your baby gets the best comfort and the most sleep.

Setting up your hammock stand:

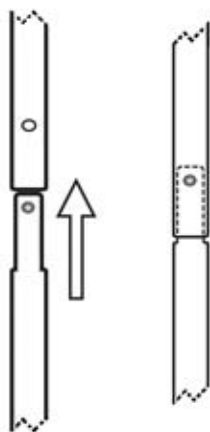
1. Loosen tri-lock knob until lug drops free from closed position.
2. Open U-bar to right angle. Tighten tri-lock knob to lock lug into the open position.



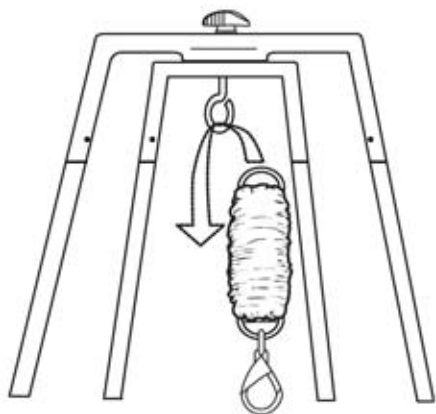
3. Attach the U-Bar to the connecting poles then connect the foot poles.



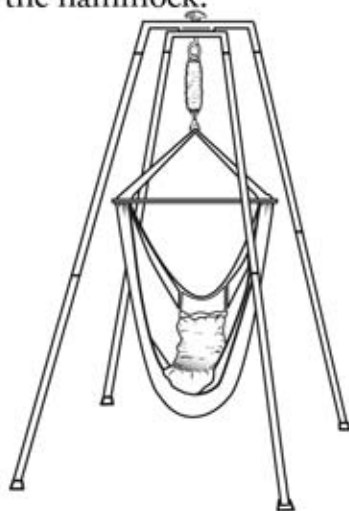
4. Ensure the poles and U-bar locking pins are fully engaged into the locking holes.



5. Attach the spring onto the coach-eye bolt.



6. Attach the hammock.



Important information for the hammock stand:

- Always make sure coach-eye bolt and tri-lock knob are finger tight before use. Do not over tighten the tri-lock knob.
- Check all locking pins are fully engaged.
- Ensure hammock stand is on a flat, even surface and kept clear of hard objects.
- Weight limit is 25kgs.
- Do not allow the hammock to be used as a toy, under no circumstances is it to be used as a swing.
- Do not leave the stand outside overnight.
- Do not use the hammock stand or hammock if any parts are broken, damaged or missing.
- Use of any other items with this stand voids Natures Sway responsibility.



“Our positive identity is based on feeling right, good and welcome...”

Setting up your baby hammock:

1. Ensure the stainless steel ring on the hammock is at the centre top of the hammock and attach it to the snap-hook on the spring.
2. You will find darts and cotton ties 40 centimeters down from the ring on both sides of the hammock. This is where the wooden beam sits and holds the hammock open for use. To fit the wood, use both hands to tightly gather and fold the fabric until it can be squeezed into the notches of the wooden beam. Then use the cotton ties to secure the wood and the fabric.
3. Put the fitted sheet on the mattress cover and place the mattress into the hammock so that it sits squarely on the base.



Placing your baby in the hammock

1. Place your baby on their back in the center of the hammock with their head slightly up towards the head guard. If you notice a slightly downhill tilt in the hammock for some babies, this is due to their head being proportionately heavier than their body for a time as they grow. You can remedy this with a small towel folded under the mattress just to elevate the head and chest a little. This can be a particularly good position for babies prone to reflux.
2. A key feature of the hammock is that it makes babies feel held so you should not be overly concerned with the way the mattress folds around your baby. However, with very small babies a slightly firmer base may be preferred. Once again a folded towel or blanket placed under the mattress for the first few weeks will give extra support, just remember to return to using only a soft mattress for larger and potentially active babies.
3. If the position of your baby appears slightly off centre you can adjust the hammock at the top ring by 1 or 2 mm rather than trying to move your baby.
4. A soft sheet or blanket can be placed up to baby's shoulders and tucked into the sides for extra warmth.

Alternative attachments

Available from Natures Sway and our stockists:

Ceiling Hooks -

- These come in packs of two and are designed for hanging the hammock from a wooden beam or ceiling joist with a chain and karabiner set.
- For concrete or steel ceiling or beam there are various fittings which could be suitable such as a rawl plug, Excalibar coach-eye or similar screw.
- Exercise CAUTION here though, as these fittings can be difficult to install and should only be fitted by a qualified building professional.
- For safety, all attachments must have a working weight limit of at least 75 kilograms.



Ceiling hook installation:

To select a site for hanging the baby hammock, look for a draft free area with a sturdy wooden beam or ceiling joist in the ceiling close to your bed or living area. You may need to use a stud finder or consult a building professional.

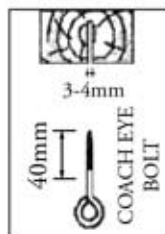
The ceiling screws provided should only be used for hanging from the ceiling by fixing into solid wood.

Drill a small pilot hole of no more than 4 millimeters diameter and 40 millimeters deep in the center of the beam.

Screw the coach-eye fully into the hole so that at least 40 millimeters of the screw is able to grip into solid wood.

For a home test, make sure the hook can hold an adults weight once it is installed.

Only then should it be used for your baby.



Chain & Karabiners -

- A stainless steel chain with a karabiner at each end. Available in 50cm or 1 meter long lengths. Designed for attaching the hammock to the ceiling hooks, or door clamp where doorways or archways are particularly high.
- You can also use the chain to wrap around an exposed beam or the branch of a tree, secure both ends with the karabiners. Then attach the spring and hammock.





Door Clamp:

- The Natures Sway Door Clamp is designed to clamp onto the framing of most standard doorways up to 250mm wide.
- Suitable for babys up to 15kgs.



Installation of Door Clamp:

1. Open the door clamp.
2. Hook over framing of the door way or wardrobe.
3. Check the clamp is secure by pulling down on it.
4. Attach the hammock with the spring to the door clamp.



Do not swing from the door clamp.

Do not use if the framing is worn, broken or damaged.

Do not use if the top of the framing is sloped or curved.

Washing Instructions

Sheets: □ □ ☰

55% hemp 45% organic cotton. Machine wash in normal cycle, can be tumble dried, hot iron.

Hammock: □ ☰

55% hemp 45% organic cotton with stainless steel ring attached. Machine wash in normal cycle, do not tumble dry, for best results hot iron when wet then hang to dry.

Mattress: ☞ ☞ ☞ ☞

100% wool inner with 55% hemp 45% organic cotton outer. Hand-wash only, lukewarm water 20 degrees, use special wool detergent, do not wring, roll in a towel to remove excess water and hang to dry in the sun or a warm cupboard. Do not tumble dry, cool iron.



Natures Sway *baby slings*

Natures Sway baby slings are designed to carry your baby or toddler just as you would naturally.

Slings take the strain off your arms and distribute the weight evenly.

They provide multiple carry positions and can be used for several years, this may be the only carrier you will ever need.

- Durable 100% cotton canvas fabric.
- Adjustable back strap – fits all sizes.
- Comfortable slim-line shoulder pad.
- Suitable for use from birth to 3+ years.
- Max weight 20kgs.
- Baby-safe front clip.
- Available in our Organics. range.



Other Natures Sway Products:



Swaybag



Our latest product, the all purpose Swaybag. Whether you're a parent wanting a bag for baby gear, a student looking for a quality bag or just looking for an all purpose everyday bag this is the one for you! Made from hard wearing 100% cotton canvas in mono or two tone colour schemes

- Completely washable cotton canvas fabric.
- Easy access bottle holder.
- Deep inside pocket with divider
- Nylon lined 'dirty diaper pocket'.
- Built pen holders and cellphone pocket.
- Zip pocket for keeping your valuables safe.
- Adjustable shoulder strap.
- Available in left or right handed configuration.

Available from our stockists or order direct from our website

Tel: 09 838 2374



Fax: 09 838 2364

SPECIFICATIONS

- Samples of all the metal parts have been strength tested on a 158 tonne computerised testing bed calibrated by Australasian Calibrating Services.
All parts have a minimum working weight of 75 kgs and a breaking weight of no less than 200kgs.
- All springs have been fitted with a secure length of nylon webbing allowing a maximum stretch of 30 centimeters.
- The recommended maximum safe weight is 15kgs which is equivalent to the average 2 year old (according to NZ Department of Health growth chart).

WARRANTY

Natures Sway baby hammocks are manufactured to the highest standards to ensure the comfort and safety of your baby. All products (except the mattress) carry a 12 month manufacturer's replacement guarantee. Natures Sway will guarantee the mattress against manufacturing faults for 6 months. The futon mattress will naturally compact with use and requires special washing procedures. It is recommended that a new mattress be used for each new baby.

Record your date and place of purchase here:

Date:.....

Place:.....

For warranty enquiries contact your national distributor or Natures Sway directly.

DISCLAIMER

The warranty is subject to proper installation and users must complete all the requirements on the twelve-point safety checklist before use. The warranty will be void if the instructions are not followed or products are subjected to abuse, negligence, improper use, inappropriate adaptation, or the hammock is attached to equipment other than that manufactured or approved by Natures Sway.



Natures Sway Baby Hammocks & Slings Ltd

180c Mcleod Road, Henderson, Auckland

Tel 09 838 2374 Fax 09 838 2364

email info@naturesway.co.nz

Worldwide Distributors

Japan

www.rua-kids.com

Tel +81 76 245 6660

Scandinavia

www.sneglehuset.com

Tel +45 396 66347



www.naturesway.co.nz

