

# Natures Sway Organics.



55% Hemp, 45% Organic Cotton

## *baby hammock*

Thank you and congratulations on your baby. Natures Sway appreciates the and the environment through your Our products are designed to provide a for your baby.

Which is why Natures Sway guarantees We encourage all of our customers to products to ensure your baby will get from the Natures Sway experience.

As your baby grows you should the products to make sure that growth of your baby.

parent to keep baby safe, if product use you should or contact us at Natures Sway

Natures Sway Organics are made of and 45% organic cotton. Hemp quick growing making it better for chemical sprays. Naturally pest and harmful ultraviolet rays making it fibres on the market. It has special it can hold moisture without feeling warmer and dry as needed. Mixed with the fabric is soft, durable and free from earth and the environment. Our 100% natural wool mattress is the final touch of luxury and comfort to the Natures Sway experience. Natures Sway Organics is one of the purest and safest choices you can make in securing a better environment and future for your baby.

Natures Sway baby hammocks:

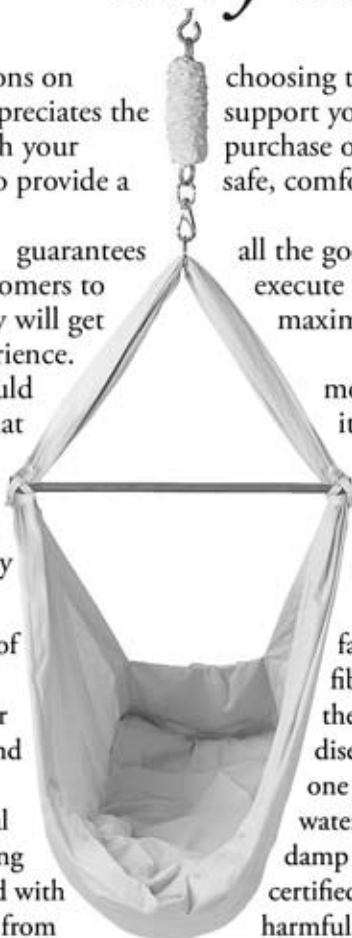
- can be used for day and night sleeps.
- keep baby safely on their back with even continuous support for their spine.
- made in New Zealand with love and care.

choosing the ideal first bed for support you are showing to our brand purchase of our Organics range. safe, comfortable and quality product

all the goods it manufactures. execute care in the use of our maximum comfort and enjoyment

monitor the way you are using it is consistent with the Trust your instinct as a you are in any doubt about consult the safety check list directly.

fabrics woven from 55% hemp fibre is highly renewable and the environment needing no disease resistant it filters 95% of one of the strongest and durable water absorbency properties meaning damp keeping your baby cooler, certified organically grown cotton, harmful chemicals that damage the



the natural way to welcome your newborn

## SAFETY CHECK LIST

- Do not suspend the hammock from any fixture not recommended by Natures Sway.
- Always ensure recommended fixtures are secure and locked in the fixed position and check the coach eye ceiling screw is at least 40 millimeters into solid wood.
- Check that all clips and hooks are closed and secure.
- NEVER use the hammock with open hooks as bouncing may cause disconnection between parts.
- Do not use hammock if any parts are broken, torn , frayed or missing.
- Always ensure the wooden beam is securely fastened to the hammock body and that it remains within a range of plus or minus 5 degrees tilt from the horizontal position.
- The weight limit for this hammock is 15kg. For an infant of 10kgs or more we recommend to use two springs side by side for a firmer bounce.
- Never use with a mattress wider than 35 centimeters, longer than 90 centimeters or thicker than 2.5 centimeters when the mattress is compressed.
- Keep your baby and the hammock close by, for instance, in the living room for day sleeps and by the parents/caregivers bed for night sleeping.
- Ensure that any ties or hanging mobiles are well out of reach of small children.
- Never leave young children unsupervised in the vicinity of the hammock as it is not intended as a swing or as childrens play equipment.
- Pay close attention to your baby's surroundings and environment and do not place the hammock next to a heater, open fire, electric bar fires, gas fires or other source of strong heat.
- When a child is able to sit, kneel or to pull itself up, the hammock shall not be used anymore for this child.

## Your Nature's Sway Organics.

### Hammock Pack includes the following:

2 coach-eye  
ceiling screws



50cm stainless  
steel chain



2 stainless steel  
karabiner clips



1 door clamp

1 Organics.  
wool mattress

1 Organics.  
fitted sheet



1 galvanized spring  
with safety strap  
and cover

1 stainless steel  
swivel snap  
hook attached  
to spring



1 Organics.  
hammock

1 wooden beam



1 Organics. carry bag

## Installation of hammock attachments:

### Ceiling Hooks:

To select a site for hanging the baby hammock, look for a draft free area with a sturdy wooden beam or ceiling joist in the ceiling close to your bed or living area.

You may need to use a stud finder or consult a building professional.

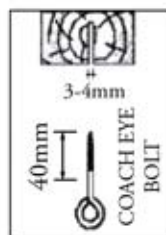
The ceiling screws provided should only be used for hanging from the ceiling by fixing into solid wood.

Drill a small pilot hole of no more than 4 millimeters diameter and 40 millimeters deep in the center of the beam.

Screw the coach-eye fully into the hole so that at least 40 millimeters of the screw is able to grip into solid wood.

For a home test, make sure the hook can hold an adults weight once it is installed.


Only then should it be used for your baby.



### Door Clamp:

This Natures Sway baby hammock comes with a door clamp. It is designed to clamp onto the framing of most standard doorways up to 250mm wide. Suitable for babies up to 15kgs.

1. Open the door clamp.
2. Hook over framing of the door way or wardrobe.
3. Check the clamp is secure by pulling down on it.
4. Attach the hammock with the spring to the door clamp.



Do not swing from the door clamp.

Do not use if the framing is worn, broken or damaged.

Do not use if the top of the framing is sloped or curved.



*"Our positive identity is based on feeling right, good and welcome..."*

## Setting up your baby hammock:

1. Attach one end of the chain to the ceiling hook with one karabiner. Attach the other end of the chain to the spring with the other karabiner.  
Once this is done the snap hook on the spring should be the lowest point and hanging at about eye level.  
You can use different numbers of links in the chain to achieve different heights when required.
2. Ensure the stainless steel ring on the hammock is at the centre top of the hammock and attach it to the snap-hook on the spring.
3. You will find darts and cotton ties 40 centimeters down from the ring on both sides of the hammock.  
This is where the wooden beam sits and holds the hammock open for use. To fit the wood, use both hands to tightly gather and fold the fabric until it can be squeezed into the notches of the wooden beam. Then use the cotton ties to secure the wood and the fabric.



## Placing your baby in the hammock

1. Place your baby on their back in the center of the hammock with their head slightly up towards the head guard. If you notice a slightly downhill tilt in the hammock for some babies, this is due to their head being proportionately heavier than their body for a time as they grow. You can remedy this with a small towel folded under the mattress just to elevate the head and chest a little. This can be a particularly good position for babies prone to reflux.
2. A key feature of the hammock is that it makes babies feel held so you should not be overly concerned with the way the mattress folds around your baby. However, with very small babies a slightly firmer base may be preferred. Once again a folded towel or blanket placed under the mattress for the first few weeks will give extra support, just remember to return to using only a soft mattress for larger and potentially active babies.
3. If the position of your baby appears slightly off centre you can adjust the hammock at the top ring by 1 or 2 mm rather than trying to move your baby.
4. A soft sheet or blanket can be placed up to baby's shoulders and tucked into the sides for extra warmth.

## Washing Instructions

### **Sheets:** □ □ ▢

55% hemp 45% organic cotton. Machine wash in normal cycle, can be tumble dried, hot iron.

### **Hammock:** □ ▢

55% hemp 45% organic cotton with stainless steel ring attached. Machine wash in normal cycle, do not tumble dry, for best results hot iron when wet then hang to dry.

### **Wool mattress:** ☹ ☹ ☹ ☹

100% wool inner with 55% hemp 45% organic cotton outer. Hand-wash only, lukewarm water 20 degrees, use special wool detergent, do not wring, roll in a towel to remove excess water and hang to dry in the sun or a warm cupboard.

Do not tumble dry, cool iron.



Other Natures Sway Products:



## Natures Sway *baby slings*

Natures Sway baby slings are designed to carry your baby or toddler just as you would naturally.

Slings take the strain off your arms and distribute the weight evenly.

They provide multiple carry positions and can be used for several years, this may be the only carrier you will ever need.



- Durable 100% cotton canvas fabric.
- Adjustable back strap – fits all sizes.
- Comfortable slim-line shoulder pad.
- Suitable for use from birth to 3+ years.
- Max weight 20kgs.
- Baby-safe front clip.
- Available in our Organics. range.

## Swaybag



Our latest product, the all purpose Swaybag. Whether you're a parent wanting a bag for baby gear, a student looking for a quality bag or just looking for an all purpose everyday bag this is the one for you! Made from hard wearing 100% cotton canvas in mono or two tone colour schemes

- Completely washable cotton canvas fabric.
- Easy access bottle holder.
- Deep inside pocket with divider
- Nylon lined 'dirty diaper pocket'.
- Built pen holders and cellphone pocket.
- Zip pocket for keeping your valuables safe.
- Adjustable shoulder strap.
- Available in left or right handed configuration.

Available from our stockists or order direct from our website

Tel: 09 838 2374



Fax: 09 838 2364

## SPECIFICATIONS

- Samples of all the metal parts have been strength tested on a 158 tonne computerised testing bed calibrated by Australasian Calibrating Services.  
All parts have a minimum working weight of 75 kgs and a breaking weight of no less than 200kgs.
- All springs have been fitted with a secure length of nylon webbing allowing a maximum stretch of 30 centimeters.
- The recommended maximum safe weight is 15kgs which is equivalent to the average 2 year old (according to NZ Department of Health growth chart).

## WARRANTY

Natures Sway baby hammocks are manufactured to the highest standards to ensure the comfort and safety of your baby. All products (except the mattress) carry a 12 month manufacturer's replacement guarantee. Natures Sway will guarantee the mattress against manufacturing faults for 6 months. The futon mattress will naturally compact with use and requires special washing procedures. It is recommended that a new mattress be used for each new baby.

Record your date of purchase here:

Date:.....

Place:.....

For warranty enquiries contact your national distributor or Natures Sway directly.

## DISCLAIMER

The warranty is subject to proper installation and users must complete all the requirements on the twelve-point safety checklist before use. The warranty will be void if the instructions are not followed or products are subjected to abuse, negligence, improper use, inappropriate adaptation, or the hammock is attached to equipment other than that manufactured or approved by Natures Sway.



### Natures Sway Baby Hammocks & Slings Ltd

180c Mcleod Road, Henderson, Auckland

Tel 09 838 2374 Fax 09 838 2364

email [info@naturesway.co.nz](mailto:info@naturesway.co.nz)

Worldwide Distributors

Japan

[www.rua-kids.com](http://www.rua-kids.com)

Tel +81 76 245 6660

Scandinavia

[www.sneglehuset.com](http://www.sneglehuset.com)

Tel +45 396 66347



[www.naturesway.co.nz](http://www.naturesway.co.nz)

